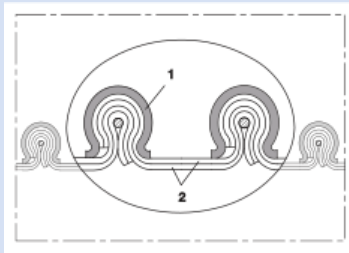



CP PTFE/HYP-INOX 472



Clamp profile hose (clip hose), double-layer (up to +340 °F)

Applications

- flexible hose/ ducting for hot and cold gases and for dust, powder, fibers
- chemical industry: chemical vapors, vapor return hose at loading arm, paint steam, spray mist extraction

Properties

- abrasion protection via external clamp profile
- secure clamping of the wall within the clamp profile
- highly flexible + compressible 4:1

- very good heat resistance
- anti-adhesive
- good resistance to alkalis and acids
- extremely good resistance to chemicals
- conforms to RoHS guideline
- REACH according to --> Technology / Technical Information / REACH

Temperature range

- 40 °F to 340 °F

Design

- CP construction
- Clamp profile supporting spiral: all-stainless steel (INOX)
- double-layer wall
- wall: PTFE film interior, CSM coated polyester fabric exterior
- TEFLON® is a registered trademark of DuPont.

Delivery variants

- further diameters and lengths available on request

I.D.	outer Ø	Pressure	Vacuum	Bending radius	Weight	Dimensions in Stock	Order No.
(in / mm)	(in)	(psi)	(inHG)	(in)	(lb/ft)	(ft)	
2 / 50-51	2.441	5.947	8.859	0.709	0.565	25	472-0050-0000
2,36 / 60	2.835	5.366	7.383	0.787	0.665	-	472-0060-0000
2,5 / 63-65	3.031	5.149	6.792	0.866	0.712	25	472-0065-0000
- / 70	3.228	4.931	6.201	0.866	0.766	25	472-0070-0000
3 / 75-76	3.425	4.714	5.315	0.945	0.813	25	472-0075-0000
- / 80	3.622	4.569	4.725	0.945	0.867	-	472-0080-0000
3,5 / 89-90	4.016	4.206	3.248	1.024	0.961	25	472-0090-0000
4 / 100-102	4.409	2.828	2.953	1.102	0.780	25	472-0100-0000
- / 110	4.803	2.683	2.510	1.181	0.847	-	472-0110-0000
5 / 125-127	5.394	2.466	2.067	1.339	0.961	12.5 25	472-0125-0000
5,5 / 140	5.984	2.321	1.477	1.417	1.069	12.5 25	472-0140-0000
6 / 150-152	6.378	1.595	1.181	1.496	0.806	12.5 25	472-0150-0000
6,3 / 160	6.772	1.523	1.034	1.575	0.853	-	472-0160-0000
- / 170	7.165	1.450	1.034	1.654	0.907	-	472-0170-0000
7 / 178-180	7.559	1.378	0.886	1.732	0.954	12.5 25	472-0180-0000
8 / 200-203	8.346	1.305	0.738	1.890	1.062	12.5 25	472-0200-0000
- / 225	9.331	1.233	0.591	2.126	1.176	-	472-0225-0000
- / 250	10.315	0.943	0.591	2.283	1.317	-	472-0250-0000
- / 315	12.874	0.798	0.295	2.795	1.653	12.5 25	472-0315-0000
- / 325	13.268	0.798	0.295	2.913	1.700	12.5 25	472-0325-0000
- / 350	14.252	0.580	0.295	3.071	1.828	-	472-0350-0000
- / 400	16.220	0.580	0.295	3.465	2.083	-	472-0400-0000
- / 500	20.157	0.435	0.148	4.252	2.601	-	472-0500-0000

Positive and negative pressure ratings are the recommended maximum operating values. Products can be manufactured to meet higher operating values upon request. The bend radius is calculated from the center of the hose in an arched position. Additional information at www.norres.com/us/technology/. NORRES reserves the right to modify technical data at any time. Technical data based on tests at 68 °F and are approx. values. Proper use and maintenance of NORRES hoses is the sole responsibility of purchaser and ultimate user of the product. The individual conditions, applications and the number of variables make firm recommendations technically impossible. This information is intended as a general guide only.

CP PTFE/HYP-INOX 472


Accessories



CLAMP 213



CONNECT 270-271



CONNECT 228



CLAMP 217



CLAMP 212