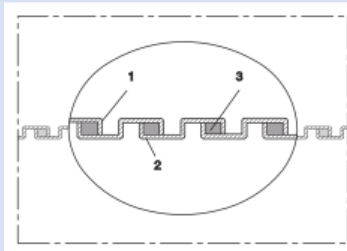



# METAL HOSE 375 HT



Metal hose, suction hose (up to +752 °F)

## Applications

- hose/ ducting for high volume of abrasive powder, bulk material, granulate and for gases
- explosion hazard area
- extraction unit, dust collection systems, filter system, oil mist extraction
- wood dust extraction, wood chips: furniture production, saw mill
- paper mill, paper and pulp industry, packaging machine: edge strip suctioning system/ edge trim exhaust systems
- high temperature extraction: oven, foundry, furnace, smelting, ceramics industry, glass industry, steel plant, aluminium mill

## Properties

- abrasion-resistant
- very good heat resistance
- flame-retardant
- electrically conductive wall: electrical and surface resistance  $<10^3 \Omega$  (according to NFPA 652  $<10^6 \Omega$ )
- in accordance with ATEX 2014/34/EU (1999/92/EC) and German TRGS 727: pneumatic transport of flammable dusts and bulk materials (Zone 20, 21, 22 inside)
- conforms to RoHS guideline
- REACH according to --> Technology / Technical Information / REACH

## Temperature range

- up to 750 °F

## Design

- Metal hose
- profiled metal strip, galvanised steel
- hooked profile
- seal: glass fibre

## Delivery variants

- further diameters available on request
- without sealing or with rubber sealing

I.D.	outer Ø	Bending radius	Weight	Dimensions in Stock	Production lengths	Order No.
(in / mm)	(in)	(in)	(lb/ft)	(ft)	(ft)	
- / 20	0.945	3.543	0.235	-	32.5	375-0020-2880
1 / 25	1.142	3.858	0.289	-	32.5	375-0025-2880
- / 30	1.339	4.528	0.343	-	32.5	375-0030-2880
1,25 / 32	1.417	4.882	0.370	-	32.5	375-0032-2880
1,36 / 35	1.535	5.236	0.397	-	32.5	375-0035-2880
1,5 / 38	1.654	5.354	0.437	-	32.5	375-0038-2880
- / 40	1.772	5.315	0.457	-	32.5	375-0040-2880
1,75 / 44-45	1.969	5.630	0.511	-	32.5	375-0045-2880
2 / 50-51	2.165	6.102	0.565	-	32.5	375-0050-2880
- / 55	2.362	6.811	0.605	-	32.5	375-0055-2880
2,36 / 60	2.598	7.283	0.679	-	32.5	375-0060-2880
2,5 / 63-65	2.795	7.795	0.733	-	32.5	375-0065-2880
- / 70	2.992	8.071	0.786	-	32.5	375-0070-2880
3 / 75-76	3.189	8.583	0.840	-	32.5	375-0075-2880
- / 80	3.386	9.055	0.901	-	32.5	375-0080-2880
3,5 / 89-90	3.819	9.252	1.243	-	32.5	375-0090-2880
4 / 100-102	4.213	9.843	1.371	-	32.5	375-0100-2880
- / 110	4.606	10.827	1.505	-	32.5	375-0110-2880
4,72 / 120	5.000	12.598	1.640	-	32.5	375-0120-2880
5 / 125-127	5.197	13.307	1.707	-	32.5	375-0125-2880
- / 130	5.472	13.583	1.969	-	32.5	375-0130-2880
5,5 / 140	5.866	14.173	2.103	-	32.5	375-0140-2880
6 / 150-152	6.260	15.157	2.251	-	32.5	375-0150-2880
6,3 / 160	6.654	16.142	2.399	-	32.5	375-0160-2880

Positive and negative pressure ratings are the recommended maximum operating values. Products can be manufactured to meet higher operating values upon request. The bend radius is calculated from the center of the hose in an arched position. Additional information at [www.norres.com/us/technology/](http://www.norres.com/us/technology/). NORRES reserves the right to modify technical data at any time. Technical data based on tests at 68 °F and are approx. values. Proper use and maintenance of NORRES hoses is the sole responsibility of purchaser and ultimate user of the product. The individual conditions, applications and the number of variables make firm recommendations technically impossible. This information is intended as a general guide only.

# METAL HOSE 375 HT

I.D.	outer Ø	Bending radius	Weight	Dimensions in Stock	Production lengths	Order No.
(in / mm)	(in)	(in)	(lb/ft)	(ft)	(ft)	
- / 170	7.047	17.126	2.500	-	32.5	375-0170-2880
7 / 178-180	7.441	17.913	2.695	-	32.5	375-0180-2880
8 / 200-203	8.307	18.110	3.703	-	16 32.5	375-0200-2880
- / 225	9.291	20.394	4.153	-	16 32.5	375-0225-2880
- / 250	10.276	22.638	4.603	-	16	375-0250-2880
- / 275	11.260	24.921	5.054	-	16	375-0275-2880
- / 300	12.244	27.559	5.511	-	16	375-0300-2880


## Accessories



CONNECT 206



CONNECT 202



CONNECT 203-204



CONNECT 270-271



CONNECT 205

Positive and negative pressure ratings are the recommended maximum operating values. Products can be manufactured to meet higher operating values upon request. The bend radius is calculated from the center of the hose in an arched position. Additional information at [www.norres.com/us/technology/](http://www.norres.com/us/technology/). NORRES reserves the right to modify technical data at any time. Technical data based on tests at 68 °F and are approx. values. Proper use and maintenance of NORRES hoses is the sole responsibility of purchaser and ultimate user of the product. The individual conditions, applications and the number of variables make firm recommendations technically impossible. This information is intended as a general guide only.