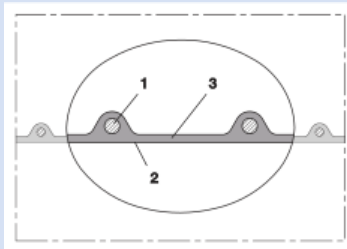



AIRDUC® PE 362 EC (MD)



Electrically conductive polyethylene hose, medium-heavy

Applications

- flexible hose/ ducting for gases and for dust, powder, fibres
- chemical industry: chemical vapours, vapour return hose at loading arm, paint steam, spray mist extraction
- explosion hazard area
- Coal mine, mine, tunnelling: ventilation, methane extraction

Properties

- medium-heavy duty
- good resistance to alkalis and acids

- extremely good resistance to chemicals
- electrically conductive wall: electrical and surface resistance $<10^3 \Omega$ (according to NFPA 652 $<10^6 \Omega$)
- in accordance with ATEX 2014/34/EU (1999/92/EC) and German TRGS 727: pneumatic transport of flammable dusts and bulk materials (Zone 20, 21, 22 inside), aspiration of combustible dusts (Zone 22 inside),
- in accordance with ATEX 2014/34/EU (1999/92/EC) and German TRGS 727: for conveying for flammable liquids (inside zone 0, 1, 2), for conveying for non-flammable liquids, for use in zone 1 and 2 (gases), for use in zone 0 (gases)
- conforms to RoHS guideline
- REACH according to --> Technology / Technical Information / REACH

Temperature Range

- 35 °C to 80 °C

Design

- AIRDUC® profile hose
- spring steel wire firmly embedded in wall
- wall: electrically conductive polyethylene (PE)
- wall thickness 0,8 mm approx.

Delivery variants

- further diameters and lengths available on request
- black (standard)

I.D.	outer Ø	Pressure	Vacuum	Bending Radius	Weight	Dimensions in Stock	Production Lengths	Order No.
(in / mm)	(mm)	(bar)	(bar)	(mm)	(kg/m)	(m)	(m)	
1,25 / 32	39.00	0,780	0,530	23.00	0.22	-	10	362-0032-1003
1,5 / 38	45.00	0,660	0,450	26.00	0.26	10	-	362-0038-1003
- / 40	47.00	0,630	0,425	27.00	0.27	-	10	362-0040-1003
2 / 50-51	57.00	0,505	0,340	32.00	0.33	10	-	362-0050-1003
2,36 / 60	67.00	0,425	0,295	37.00	0.40	10	-	362-0060-1003
- / 70	79.00	0,365	0,210	44.00	0.46	10	-	362-0070-1003
- / 80	89.00	0,320	0,185	49.00	0.52	10	-	362-0080-1003
3,5 / 89-90	99.00	0,285	0,165	54.00	0.59	-	10	362-0090-1003
4 / 100-102	109.00	0,255	0,145	59.00	0.76	10	-	362-0100-1003
5 / 125-127	134.00	0,205	0,120	72.00	0.94	-	10	362-0125-1003
5,5 / 140	149.00	0,185	0,105	79.00	1.06	-	10	362-0140-1003
6 / 150-152	159.00	0,170	0,100	84.00	1.13	10	-	362-0150-1003
6,3 / 160	169.00	0,160	0,090	89.00	1.21	-	10	362-0160-1003
8 / 200-203	210.00	0,130	0,075	110.00	1.51	-	10	362-0200-1003
- / 250	260.00	0,105	0,060	135.00	1.88	-	10	362-0250-1003

Overpressure and underpressure are recommended threshold operating values, products can be subjected to higher loads upon request. The bending radius is measured through the inside of the hose arch. The right to make technical modifications is reserved. All values determined at 20 °C and are approx. data. Additional information at www.norres.com/en/technology/.

Accessories




CONNECT 223



CLAMP 213



CLAMP 212



CONNECT 228



CONNECT 270-271



CLAMP 212 EC



CLAMP 217



CLAMP 210 BRIDGE
CLAMP