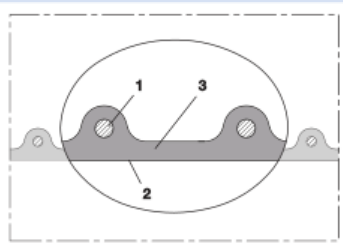



# AIRDUC® PUR 355 AS (HD)



Antistatic polyurethane hose, heavy duty, microbe resistant, flame-resistant

## Applications

- flexible hose/ ducting for high volume of abrasive powder, bulk material, granulate and for gases
- plastic industry, conveying of granulates and powders: granulate conveying equipment, vacuum hopper/ conveyor, suction conveyor, dosing system, bulk-bag (big bag)-charging and discharging, shredder, mill, extruder, injection moulding machine
- printed circuit board drilling machines (PCB)
- powder spraying, powder coating: e.g. printing industry
- offset printing machine: air supply, air supply cabinet
- industrial vacuum cleaners, vacuum cleaners
- explosion hazard area
- agricultural industry, conveying of seed and fertilizers: seeding machine, seed drill, drilling machine
- agricultural industry: pneumatic grain conveyer
- construction industry, road milling machine
- raw material conveying hose for powders, granulates, sand, quartz, gravel, shards and chips/ shavings
- compressor, side channel blower, vacuum pump, pressure pump, pump
- paper mill, paper and pulp industry, packaging machine: edge strip suctioning system/ edge trim exhaust systems
- surface preparation: shot blasting/ sand blasting recovery (blasting chamber), ship yard, stripping machine, flooring preparation machine, grinding machine
- municipal vehicle: sweeper, sweeping machine

- municipal vehicle: lawn mower, slope mower, leaf blower/ leaf collector
- vacuum lifting equipment, vacuum handling system
- silos, silo vehicle/ silo truck, tanker/ tank truck: silo charging, silo discharging
- silos, silo vehicle/ silo truck, tanker/ tank truck: conveying of wood pellets, plastic granulate, plastic powder

## Properties

- heavy duty
- highly abrasion resistant
- increased pressure and vacuum resistance
- microbe resistant
- good resistance to oil, gasoline, and chemicals
- very good low temperature flexibility
- flame-retardant according to: UL94-V2
- Permanently antistatic wall: according to ISO 8031 electrical and surface resistance  $<10^9 \Omega$  (according to TRGS 727  $<2,5 \cdot 10^8 \Omega \cdot m$  and NFPA 652  $10^8-10^9 \Omega$ )
- in accordance with ATEX 2014/34/EU (1999/92/EC) and German TRGS 727: pneumatic transport of flammable dusts and bulk materials (Zone 20, 21, 22 inside), aspiration of combustible dusts (Zone 22 inside),
- in accordance with ATEX 2014/34/EU (1999/92/EC) and German TRGS 727: for conveying for flammable liquids (inside zone 0, 1, 2), for conveying for non-flammable liquids, for use in zone 1 and 2 (gases), for use in zone 0 (gases)
- conforms to the safety regulations of the German Wood Trade Association

- according to DIN 26057 Type 3
- conforms to RoHS guideline
- REACH according to --> Technology / Technical Information / REACH

## Temperature range

- 40°F to 195°F
- short time to 255°F

## Design

- AIRDUC® profile hose
- spring steel wire firmly embedded in wall
- wall: permanently antistatic premium ester-polyurethane (Pre-PUR®)
- wall thickness 0.055 to 0.06 in approx.

## Delivery variants

- further diameters and lengths available on request
- transparent (standard)
- special colors: partially colored, completely colored
- customer-specific branding

I.D.	outer Ø	Pressure DIN 26057 (50% Elongation)	Vacuum DIN 26057 (axially fixed)	Bending radius	Weight	Dimensions in Stock	Production lengths	Order No.
(in / mm)	(in)	(psi)	(inHG)	(in)	(lb/ft)	(ft)	(ft)	
<b>standard</b>								
- / 13	0.787	72.520 (163.895)	29.530 (29.530)	0.551	0.094	-	25 50	355-0013-0000
5/8 / 16	0.906	71.070 (135.612)	29.530 (29.530)	0.591	0.108	-	25 50	355-0016-0000
- / 18	0.984	63.890 (121.544)	29.530 (29.530)	0.630	0.114	-	25 50	355-0018-0000
- / 20	1.063	68.459 (130.536)	29.530 (29.530)	0.669	0.155	-	25 50	355-0020-0000
- / 22	1.142	62.802 (119.513)	29.530 (29.530)	0.709	0.168	-	25 50	355-0022-0000

Positive and negative pressure ratings are the recommended maximum operating values. Products can be manufactured to meet higher operating values upon request. The bend radius is calculated from the center of the hose in an arched position. Additional information at [www.norres.com/us/technology/](http://www.norres.com/us/technology/). NORRES reserves the right to modify technical data at any time. Technical data based on tests at 68°F and are approx. values. Proper use and maintenance of NORRES hoses is the sole responsibility of purchaser and ultimate user of the product. The individual conditions, applications and the number of variables make firm recommendations technically impossible. This information is intended as a general guide only.

# AIRDUC® PUR 355 AS (HD)

I.D.	outer Ø	Pressure DIN 26057 (50% Elongation)	Vacuum DIN 26057 (axially fixed)	Bending radius	Weight	Dimensions in Stock	Production lengths	Order No.
(in / mm)	(in)	(psi)	(inHG)	(in)	(lb/ft)	(ft)	(ft)	
1 / 25	1.260	55.913 (106.024)	29.530 (29.530)	0.787	0.188	25 50	-	355-0025-0000
- / 30	1.575	58.016 (110.085)	29.530 (29.530)	0.984	0.282	-	25 50	355-0030-0000
1,25 / 32	1.654	54.680 (103.704)	29.530 (29.530)	1.024	0.296	25 50	-	355-0032-0000
1,36 / 35	1.772	50.329 (95.146)	29.530 (29.530)	1.102	0.323	-	25 50	355-0035-0000
1,5 / 38	1.890	46.630 (88.039)	29.530 (29.530)	1.142	0.349	25 50	-	355-0038-0000
- / 40	1.969	44.455 (83.833)	29.530 (29.530)	1.181	0.363	25 50	-	355-0040-0000
- / 42	2.047	42.134 (80.207)	26.872 (29.530)	1.220	0.376	-	25 50	355-0042-0000
1,75 / 44-45	2.165	39.813 (74.841)	27.020 (29.530)	1.299	0.410	-	25 50	355-0045-0000
2 / 50-51	2.362	36.042 (67.734)	24.362 (29.530)	1.378	0.444	25 50	-	355-0050-0000
- / 55	2.559	32.924 (61.787)	22.148 (29.530)	1.496	0.484	-	25 50	355-0055-0000
2,36 / 60	2.756	30.313 (56.711)	20.228 (29.530)	1.575	0.524	25 50	-	355-0060-0000
2,5 / 63-65	2.953	28.065 (52.504)	18.752 (29.530)	1.693	0.565	25 50	-	355-0065-0000
- / 70	3.189	26.107 (48.878)	15.946 (29.530)	2.441	0.659	25 50	-	355-0070-0000
3 / 75-76	3.386	24.439 (45.688)	14.913 (29.530)	2.598	0.706	25 50	-	355-0075-0000
- / 80	3.583	22.989 (42.932)	14.027 (29.530)	2.717	0.746	-	25 50	355-0080-0000
3,5 / 89-90	3.976	20.523 (38.146)	12.403 (25.986)	2.992	0.840	25 50	-	355-0090-0000
4 / 100-102	4.370	18.493 (34.520)	11.517 (27.463)	3.268	1.001	25 50	-	355-0100-0000
- / 110	4.764	16.825 (31.329)	10.483 (22.738)	3.543	1.095	-	25 50	355-0110-0000
4,5 / 114-115	4.961	16.172 (30.023)	10.040 (20.966)	3.701	1.129	25 50	-	355-0115-0000
4,72 / 120	5.157	15.519 (28.863)	9.597 (19.195)	3.819	1.190	-	25 50	355-0120-0000
5 / 125-127	5.354	14.867 (27.703)	9.302 (17.718)	3.976	1.237	25 50	-	355-0125-0000
- / 130	5.551	14.286 (26.687)	8.859 (16.537)	4.094	1.284	-	25 50	355-0130-0000
5,5 / 140	5.945	13.344 (24.802)	8.268 (14.174)	4.370	1.364	25 50	-	355-0140-0000
6 / 150-152	6.339	12.473 (23.061)	7.973 (15.651)	4.646	1.620	25 50	-	355-0150-0000
6,3 / 160	6.732	11.676 (21.756)	7.530 (13.879)	4.921	1.720	-	25 50	355-0160-0000
- / 170	7.126	11.023 (20.451)	7.087 (12.107)	5.197	1.828	-	25 50	355-0170-0000
- / 175	7.323	10.660 (19.870)	6.792 (11.517)	5.354	1.875	-	25 50	355-0175-0000
7 / 178-180	7.520	10.370 (19.290)	6.644 (10.926)	5.472	1.929	25 50	-	355-0180-0000
8 / 200-203	8.386	9.355 (17.405)	4.430 (10.631)	6.142	2.097	25 50	-	355-0200-0000
- / 225	9.370	8.340 (15.519)	3.839 (8.268)	6.850	2.352	-	25	355-0225-0000
- / 250	10.354	7.542 (13.924)	3.544 (6.497)	7.520	2.608	-	25	355-0250-0000
10 / 254	10.512	7.397 (13.779)	3.396 (6.201)	7.638	2.655	25	-	355-0254-0000
- / 275	11.339	6.817 (12.618)	3.248 (5.315)	8.228	2.863	-	25	355-0275-0000
11 / 280	11.535	6.744 (12.473)	3.101 (5.020)	8.346	2.910	25	-	355-0280-0000
- / 300	12.323	6.309 (11.603)	2.658 (5.906)	8.898	3.468	-	25	355-0300-0000
12 / 305	12.520	6.164 (11.458)	2.658 (5.611)	9.055	3.528	25	-	355-0305-0000
- / 315	12.913	5.947 (11.023)	2.510 (5.020)	9.331	3.636	-	25	355-0315-0000
- / 325	13.307	5.802 (10.733)	2.510 (4.725)	9.606	3.750	-	25	355-0325-0000
13 / 330	13.504	5.729 (10.588)	2.362 (4.430)	9.724	3.810	-	25	355-0330-0000
- / 350	14.291	5.366 (10.008)	2.215 (3.839)	10.276	4.032	-	25	355-0350-0000
- / 400	16.260	4.714 (8.702)	2.067 (3.544)	11.654	5.390	-	25	355-0400-0000
- / 500	20.236	3.771 (6.962)	1.624 (2.067)	14.449	6.720	-	25	355-0500-0000

## neutral imprint: <ID> antistatic + microbe resistant <neutral batch no.> / no cutting

1 / 25	1.260	55.913 (106.024)	29.530 (29.530)	0.787	0.188	10	-	355-0025-0007
1,25 / 32	1.654	54.680 (103.704)	29.530 (29.530)	1.024	0.296	-	25 50	355-0032-0007
1,5 / 38	1.890	46.630 (88.039)	26.902 (29.530)	1.142	0.349	-	25 50	355-0038-0007
- / 40	1.969	44.455 (83.833)	25.573 (29.530)	1.181	0.363	-	25 50	355-0040-0007
1,75 / 44-45	2.165	39.813 (74.841)	22.738 (29.530)	1.299	0.403	-	25 50	355-0045-0007
2 / 50-51	2.362	36.042 (67.734)	20.464 (29.530)	1.378	0.444	-	25 50	355-0050-0007
2,36 / 60	2.756	30.313 (56.711)	17.039 (29.530)	1.575	0.524	-	25 50	355-0060-0007
2,5 / 63-65	2.953	28.065 (52.504)	15.739 (29.530)	1.693	0.565	-	25 50	355-0065-0007
- / 70	3.189	26.107 (48.878)	15.297 (29.530)	2.441	0.659	-	25 50	355-0070-0007

Positive and negative pressure ratings are the recommended maximum operating values. Products can be manufactured to meet higher operating values upon request. The bend radius is calculated from the center of the hose in an arched position. Additional information at [www.norres.com/us/technology/](http://www.norres.com/us/technology/). NORRES reserves the right to modify technical data at any time. Technical data based on tests at 68 °F and are approx. values. Proper use and maintenance of NORRES hoses is the sole responsibility of purchaser and ultimate user of the product. The individual conditions, applications and the number of variables make firm recommendations technically impossible. This information is intended as a general guide only.

# AIRDUC® PUR 355 AS (HD)

I.D.	outer Ø	Pressure DIN 26057 (50% Elongation)	Vacuum DIN 26057 (axially fixed)	Bending radius	Weight	Dimensions in Stock	Production lengths	Order No.
(in / mm)	(in)	(psi)	(inHG)	(in)	(lb/ft)	(ft)	(ft)	
- / 75	3.386	24.439 (45.688)	14.293 (29.530)	2.598	0.706	-	25 50	355-0075-0007
- / 80	3.583	22.989 (42.932)	13.407 (29.530)	2.717	0.746	-	25 50	355-0080-0007
3,5 / 89-90	3.976	20.523 (38.146)	12.403 (25.986)	2.992	0.840	10	-	355-0090-0007
4 / 100-102	4.370	18.493 (34.520)	11.517 (27.463)	3.268	1.001	-	25 50	355-0100-0007
5 / 125-127	5.354	14.867 (27.703)	9.302 (17.718)	3.976	1.237	-	25 50	355-0125-0007
5,5 / 140	5.945	13.344 (24.802)	8.268 (14.174)	4.370	1.364	-	25 50	355-0140-0007
6 / 150-152	6.339	12.473 (23.061)	7.973 (15.651)	4.646	1.620	-	25 50	355-0150-0007
6,3 / 160	6.732	11.676 (21.756)	7.530 (13.879)	4.921	1.720	-	25 50	355-0160-0007
- / 170	7.126	11.023 (20.451)	7.087 (12.107)	5.197	1.828	10	-	355-0170-0007
7 / 178-180	7.520	10.370 (19.290)	6.644 (10.926)	5.472	1.929	-	25 50	355-0180-0007
8 / 200-203	8.386	9.355 (17.405)	4.430 (10.631)	6.142	2.097	-	25 50	355-0200-0007

## Accessories



CONNECT STORZ  
DIN ALU 251



CLAMP 213



CLAMP 212 EC



CONNECT 223



CLAMP 216



CONNECT 240 + 241  
AS



CONNECT TANK  
TRUCK BRASS 252




CONNECT 270-271



CONNECT 245 VAC-  
TRUCK




CLAMP 217



CONNECT 242



CONNECT MOULD  
ASSEMBLY 233




CONNECT 245



CLAMP 212



CONNECT 228



CONNECT 244



CONNECT SAFETY  
CLAMP ASSEMBLY  
231



CONNECT PRESS  
ASSEMBLY 232



CONNECT THREAD  
FITTING 234



CONNECT 243



CONNECT KAMLOK  
ALU 253



CONNECT 246 AS



CONNECT KARDAN  
254

Positive and negative pressure ratings are the recommended maximum operating values. Products can be manufactured to meet higher operating values upon request. The bend radius is calculated from the center of the hose in an arched position. Additional information at [www.norres.com/us/technology/](http://www.norres.com/us/technology/). NORRES reserves the right to modify technical data at any time. Technical data based on tests at 68°F and are approx. values. Proper use and maintenance of NORRES hoses is the sole responsibility of purchaser and ultimate user of the product. The individual conditions, applications and the number of variables make firm recommendations technically impossible. This information is intended as a general guide only.