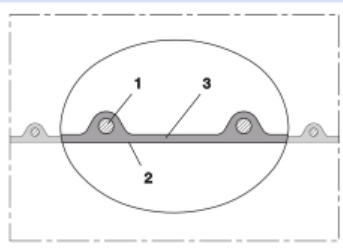



AIRDUC® PUR 351 EC (MD)



Electrically conductive polyurethane hose, medium-heavy

Applications

- flexible hose/ ducting for abrasive powder, bulk material, granulate and for gases
- industrial vacuum cleaners, vacuum cleaners
- explosion hazard area
- Coal mine, mine, tunnelling: ventilation, methane extraction

Properties

- highly abrasion resistant
- good resistance to oil, gasoline and chemicals

- very good low temperature flexibility
- electrically conductive wall: electrical and surface resistance $<10^3 \Omega$ (according to NFPA 652 $<10^6 \Omega$)
- in accordance with ATEX 2014/34/EU (1999/92/EC) and German TRGS 727: pneumatic transport of flammable dusts and bulk materials (Zone 20, 21, 22 inside), aspiration of combustible dusts (Zone 22 inside),
- in accordance with ATEX 2014/34/EU (1999/92/EC) and German TRGS 727: for conveying for flammable liquids (inside zone 0, 1, 2), for conveying for non-flammable liquids, for use in zone 1 and 2 (gases), for use in zone 0 (gases)
- according to DIN 26057 Type 2
- conforms to RoHS guideline
- REACH according to --> Technology / Technical Information / REACH

Temperature Range

- 40 °C to 90 °C

Design

- AIRDUC® profile hose
- spring steel wire firmly embedded in wall
- wall: electrically conductive premium ester-polyurethane (Pre-PUR®)
- wall thickness 0,7 mm approx.

Delivery variants

- further diameters and lengths available on request
- black (standard)
- customer-specific branding

I.D.	outer Ø	Pressure DIN 26057 (50% Elongation)	Vacuum DIN 26057 (axially fixed)	Bending Radius	Weight	Dimensions in Stock	Production Lengths	Order No.
(in / mm)	(mm)	(bar)	(bar)	(mm)	(kg/m)	(m)	(m)	
1 / 25	32.00	2,445 (4,06)	0,460 (1,00)	23.00	0.20	10	-	351-0025-1003
- / 30	38.00	1,945 (3,22)	0,440 (1,00)	26.00	0.26	10	-	351-0030-1003
1,25 / 32	40.00	1,830 (3,03)	0,430 (1,00)	27.00	0.28	10	-	351-0032-1003
1,5 / 38	46.00	1,550 (2,56)	0,400 (1,00)	31.00	0.32	10	-	351-0038-1003
- / 40	48.00	1,475 (2,44)	0,390 (1,00)	32.00	0.34	10	-	351-0040-1003
1,75 / 44-45	53.00	1,315 (2,18)	0,360 (1,00)	35.00	0.38	10	-	351-0045-1003
2 / 50-51	58.00	1,190 (1,96)	0,340 (1,00)	38.00	0.41	10	-	351-0050-1003
2,36 / 60	68.00	0,995 (1,64)	0,265 (0,84)	44.00	0.49	10	-	351-0060-1003
2,5 / 63-65	73.00	0,920 (1,52)	0,235 (0,71)	47.00	0.53	10	-	351-0065-1003
- / 70	79.00	0,855 (1,41)	0,195 (0,84)	50.00	0.57	10	-	351-0070-1003
3 / 75-76	84.00	0,800 (1,32)	0,180 (0,73)	53.00	0.61	10	-	351-0075-1003
- / 80	89.00	0,750 (1,24)	0,165 (0,64)	56.00	0.65	10	-	351-0080-1003
3,5 / 89-90	99.00	0,670 (1,10)	0,145 (0,51)	62.00	0.73	10	-	351-0090-1003
4 / 100-102	109.00	0,605 (1,00)	0,115 (0,41)	68.00	0.79	10	-	351-0100-1003
- / 110	119.00	0,550 (0,91)	0,100 (0,34)	74.00	0.87	10	-	351-0110-1003
4,72 / 120	129.00	0,505 (0,83)	0,085 (0,28)	80.00	0.94	10	-	351-0120-1003
5 / 125-127	134.00	0,485 (0,80)	0,075 (0,26)	83.00	0.98	10	-	351-0125-1003
5,5 / 140	149.00	0,430 (0,71)	0,075 (0,21)	92.00	1.09	10	-	351-0140-1003
6 / 150-152	159.00	0,405 (0,67)	0,070 (0,37)	98.00	1.33	10	-	351-0150-1003

Overpressure and underpressure are recommended threshold operating values, products can be subjected to higher loads upon request. The bending radius is measured through the inside of the hose arch. The right to make technical modifications is reserved. All values determined at 20 °C and are approx. data. Additional information at www.norres.com/en/technology/.

AIRDUC® PUR 351 EC (MD)

I.D.	outer Ø	Pressure DIN 26057 (50% Elongation)	Vacuum DIN 26057 (axially fixed)	Bending Radius	Weight	Dimensions in Stock	Production Lengths	Order No.
(in / mm)	(mm)	(bar)	(bar)	(mm)	(kg/m)	(m)	(m)	
6,3 / 160	169.00	0,380 (0,63)	0,060 (0,32)	104.00	1.41	10	-	351-0160-1003
7 / 178-180	189.00	0,335 (0,56)	0,050 (0,24)	116.00	1.59	10	-	351-0180-1003
8 / 200-203	209.00	0,305 (0,50)	0,050 (0,19)	128.00	1.76	10	-	351-0200-1003
- / 250	259.00	0,245 (0,40)	0,020 (0,11)	158.00	2.43	10	-	351-0250-1003

Accessories



CONNECT 223




CONNECT 243



CLAMP 213




CONNECT MOULD
ASSEMBLY 233




CONNECT 245



CLAMP 217



CONNECT 244




CONNECT 240 + 241
AS



CLAMP 210 BRIDGE
CLAMP



CONNECT 270-271



CONNECT 228



CLAMP 212




CLAMP 212 EC



CONNECT 240 EC



CONNECT 246 AS



CONNECT 242



CONNECT THREAD
FITTING 234

Overpressure and underpressure are recommended threshold operating values, products can be subjected to higher loads upon request. The bending radius is measured through the inside of the hose arch. The right to make technical modifications is reserved. All values determined at 20°C and are approx. data. Additional information at www.norres.com/en/technology/.