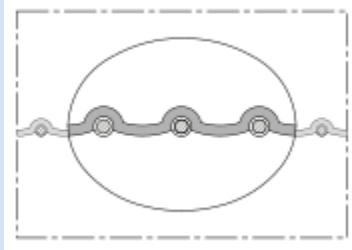



# WELLFLEX® PUR 118



Abrasion-proof, oil resistant and robust polyurethane protection conduit; liquid tight; spiral: plastic coated spring steel wire

## Applications

- cable protection: cable protection conduit, cable protection tube, cable protection hose, electric installation, switch cabinets, switch cabinet installation, cable harnessing/ cable assembly
- X-ray machine: cable protection conduit (special type on request)
- medical equipment/ medical technology, healthcare sector: cable protection conduit, air supply hose, extraction hose

## Properties

- up to max. IP 68 to EN/ IEC 60529 (depending on conduit)
- highly flexible + compressible
- highly abrasion resistant
- increased resistance to tear, pressure and impact

- microbe and hydrolysis resistant
- good resistance to oil, gasoline, and chemicals
- very good low temperature flexibility
- approved in accordance with DIN EN 50369
- conforms to RoHS guideline

## Temperature range

- -40°F to 195°F
- short time to 255°F

## Design

- WELLFLEX® design
- plastic coated spring steel wire
- wall: special premium ether-polyurethane (Pre-PUR®)
- wall thickness 0.015 - 0.035 in approx. depending on diameter

## Delivery variants

- further diameters and lengths available on request
- metallic blue (standard)
- special colors: full colored
- customer-specific branding

Nominal width connecting part (in)	I.D. (mm)	outer Ø (in)	Bending radius (middle of hose) (in)	Dyn. Bending Radius acc. to Norm (in)	Weight (lb/ft)	PU (ft)	Order No.
<b>PU: 10</b>							
0.394	0.276	0.394	0.394	1.102	0.034	32.810	118-3010-9010
0.551	0.394	0.551	0.551	1.575	0.054	32.810	118-3014-9010
0.669	0.512	0.669	0.669	1.890	0.081	32.810	118-3017-9010
0.748	0.591	0.748	0.748	2.165	0.087	32.810	118-3019-9010
0.827	0.630	0.827	0.827	2.362	0.094	32.810	118-3021-9010
1.063	0.827	1.063	1.063	2.953	0.175	32.810	118-3027-9010
1.417	1.181	1.417	1.417	3.937	0.235	32.810	118-3036-9010
1.772	1.496	1.772	1.772	4.882	0.363	32.810	118-3045-9010
2.047	1.732	2.047	2.047	5.630	0.450	32.810	118-3052-9010
2.205	1.890	2.205	2.205	6.063	0.470	32.810	118-3056-9010
<b>PU: 50</b>							
0.394	0.276	0.394	0.394	1.102	0.034	164.050	118-3010-9050
0.551	0.394	0.551	0.551	1.575	0.054	164.050	118-3014-9050
0.669	0.512	0.669	0.669	1.890	0.081	164.050	118-3017-9050
0.748	0.591	0.748	0.748	2.165	0.087	164.050	118-3019-9050
0.827	0.630	0.827	0.827	2.362	0.094	164.050	118-3021-9050
1.063	0.827	1.063	1.063	2.953	0.175	164.050	118-3027-9050
<b>PU: 25</b>							

Positive and negative pressure ratings are the recommended maximum operating values. Products can be manufactured to meet higher operating values upon request. The bend radius is calculated from the center of the hose in an arched position. Additional information at [www.norres.com/us/technology/](http://www.norres.com/us/technology/). NORRES reserves the right to modify technical data at any time. Technical data based on tests at 68°F and are approx. values. Proper use and maintenance of NORRES hoses is the sole responsibility of purchaser and ultimate user of the product. The individual conditions, applications and the number of variables make firm recommendations technically impossible. This information is intended as a general guide only.

# WELLFLEX® PUR 118

Nominal width connecting part (in)	I.D. (mm)	outer Ø (in)	Bending radius (middle of hose) (in)	Dyn. Bending Radius acc. to Norm (in)	Weight (lb/ft)	PU (ft)	Order No.
1.417	1.181	1.417	1.417	3.937	0.235	82.025	118-3036-9025
1.772	1.496	1.772	1.772	4.882	0.363	82.025	118-3045-9025
2.047	1.732	2.047	2.047	5.630	0.450	82.025	118-3052-9025
2.205	1.890	2.205	2.205	6.063	0.470	82.025	118-3056-9025

## Accessories



AD-H 181




AU 159



GM 164



AD-K 180



GK 169

Positive and negative pressure ratings are the recommended maximum operating values. Products can be manufactured to meet higher operating values upon request. The bend radius is calculated from the center of the hose in an arched position. Additional information at [www.norres.com/us/technology/](http://www.norres.com/us/technology/). NORRES reserves the right to modify technical data at any time. Technical data based on tests at 68 °F and are approx. values. Proper use and maintenance of NORRES hoses is the sole responsibility of purchaser and ultimate user of the product. The individual conditions, applications and the number of variables make firm recommendations technically impossible. This information is intended as a general guide only.