

## Electrically conductive polyurethane hose, super-heavy duty

### Applications

- hose/ ducting for high throughput of extremely abrasive bulk material, granulate and stone
- vacuum truck, suction vehicle, dry suction truck: industrial cleaning, furnace cleaning
- explosion hazard area
- Coal mine, mine, tunnelling: ventilation, methane extraction
- raw material conveying hose for powders, granulates, sand, quartz, gravel, shards and chips/ shavings
- silo, silo vehicle/ silo truck, tanker/ tank truck: silo charging, silo discharging

### Properties

- super-heavy duty
- extremely abrasion-resistant with reinforcement underneath wire and narrow hose pitch

- good resistance to oil, gasoline, and chemicals
- very good low temperature flexibility
- electrically conductive wall: electrical and surface resistance  $<10^3 \Omega$  (according to NFPA 652  $<10^6 \Omega$ )
- in accordance with ATEX 2014/34/EU (1999/92/EC) and German TRGS 727: pneumatic transport of flammable dusts and bulk materials (Zone 20, 21, 22 inside), aspiration of combustible dusts (Zone 22 inside),
- in accordance with ATEX 2014/34/EU (1999/92/EC) and German TRGS 727: for conveying for flammable liquids (inside zone 0, 1, 2), for conveying for non-flammable liquids, for use in zone 1 and 2 (gases), for use in zone 0 (gases)
- according to DIN 26057 Type 4
- conforms to RoHS guideline
- REACH according to --> Technology / Technical Information / REACH

### Design

- AIRDUC® profile hose
- spring steel wire firmly embedded in wall
- wall: electrically conductive premium ester-polyurethane (Pre-PUR®)
- wall thickness 0.08 to 0.10 in approx.
- reinforcement of the primary abrasion areas

### Delivery variants

- further diameters and lengths available on request
- black (standard)
- customer-specific branding


### Temperature range

- -40°F to 195°F

I.D.	outer Ø	Pressure	Vacuum	Bending radius	Weight	Dimensions in Stock	Production lengths	Order No.
(in / mm)	(in)	(psi)	(inHG)	(in)	(lb/ft)	(ft)	(ft)	
- / 40	2.008	52.722	29.530	4.291	0.551	-	25 50	356-0040-1003
- / 50	2.402	42.787	29.530	5.276	0.672	-	25 50	356-0050-1003
2 / 50-51	2.441	40.611	29.530	5.276	0.679	<b>25 50</b>	-	356-0051-1003
2,36 / 60	2.795	36.042	29.530	6.142	0.793	-	25 50	356-0060-1003
2,5 / 63-65	2.913	34.737	29.530	6.417	0.833	<b>25 50</b>	-	356-0063-1003
- / 65	2.992	33.432	29.530	6.654	0.853	-	25 50	356-0065-1003
- / 70	3.228	31.111	29.530	7.323	0.921	-	25 50	356-0070-1003
- / 75	3.425	29.153	29.530	7.677	0.981	-	25 50	356-0075-1003
3 / 76	3.465	28.935	29.530	7.677	0.995	<b>25 50</b>	-	356-0076-1003
- / 80	3.622	27.413	29.530	8.071	1.042	-	25 50	356-0080-1003
- / 100	4.449	24.439	29.530	10.709	1.526	-	25 50	356-0100-1003
4 / 102	4.528	24.004	29.530	10.709	1.552	<b>25 50</b>	-	356-0102-1003

## Accessories

Positive and negative pressure ratings are the recommended maximum operating values. Products can be manufactured to meet higher operating values upon request. The bend radius is calculated from the center of the hose in an arched position. Additional information at [www.norres.com/us/technology/](http://www.norres.com/us/technology/). NORRES reserves the right to modify technical data at any time. Technical data based on tests at 68°F and are approx. values. Proper use and maintenance of NORRES hoses is the sole responsibility of purchaser and ultimate user of the product. The individual conditions, applications and the number of variables make firm recommendations technically impossible. This information is intended as a general guide only.




CONNECT 245



CONNECT SAFETY  
CLAMP ASSEMBLY  
231



CONNECT 240 EC



CONNECT 244



CLAMP 211



CLAMP 216




CONNECT 243



CONNECT 246 AS



CONNECT 240 + 241  
AS



CONNECT 242



CONNECT THREAD  
FITTING 234



CONNECT PRESS  
ASSEMBLY 232



CONNECT MOULD  
ASSEMBLY 233



CONNECT 228