

## Abrasion-proof and microbe/ hydrolysis resistant suction and transport hose (FDA); Heavy, smooth interior

**Applications:** Abrasion-proof suction and transport hose, especially suitable:

- for high flow-rates of abrasive solids such as powder, chips and granulates
- for gaseous and liquid media
- for vacuum cleaners, conveying systems, blowers and compressors
- for the food and pharmaceutical industry
- for lawnmowers, grass sweeping machines and leaves exhaust

### Properties

- heavy model
- highly abrasion-proof (abrasion resistance about 2.5 to 5 times better than most rubber materials and about 3 to 4 times better than most soft PVC 's)
- smooth interior
- optimized flow properties
- flexible with low weight
- increased pressure and vacuum resistance
- high tensile strength and tear resistant

- food grade wall, complies with: FDA 21 CFR 177.2600 and 178.2010, EU Directive 2002/72 /EC, incl. amending Directives 975/2009 and Regulation No. 10/2011
- approved by an independent testing laboratory for the complete hose acc. to EU Directive 2002 /72/EC, incl. amending Directives 2008/39/EC and 975/2009
- microbe and hydrolysis resistant
- good resistance to mineral oils and gasoline
- good resistance to chemicals
- good resistance to UV and ozone
- very good low temperature flexibility (better than comparable ester-polyurethanes)
- small bending radius
- kink-proof
- free of softener and halogen
- gas and liquid tight
- flame-retardant according to: UL94-V2
- conform to RoHS guideline
- according to German TRBS 2153 (formerly BGR 132): capable of electro-static discharge by grounding the spiral, recommended for many applications with the exception of inflammable bulk materials

### Temperature Range

- -40 °C approx. to +90 °C approx.
- short time to +125 °C approx.

### Design, material

AIRDUC® profile hose

1. spring steel wire firmly embedded in wall
2. profile with optimised flow properties  
wall: special premium ether-polyurethane (Pre-PUR®)
3. wall thickness 1.5 mm approx.

### Delivery variants

- cut lengths and special lengths
- transparent (standard)
- special colours: partially coloured, completely coloured
- customer-specific product marking
- wall: „bioplastic“ material derived from renewable raw materials without food applicability and without UL approval
- as a pre-assembled hose system with NORCONNECT connectors
- customised connectors

I.D.	O.D.	Rec. operating limits		Bending Radius	Weight	Stock Lengths	Further Production Lengths	Order No.
		Overpressure	Vacuum					
mm	mm	bar	bar	mm	kg/m	m	m	
13	20	4,250	1,000	20	0,140	-	10 15	355-0013-1001
16	23	4,085	1,000	23	0,160	-	10 15	355-0016-1001
18	25	4,000	1,000	25	0,180	-	10 15	355-0018-1001
20	27	3,895	1,000	27	0,230	10	15	355-0020-1001
22	29	3,715	0,950	29	0,250	-	10 15	355-0022-1001
25	32	3,470	0,900	32	0,280	10	15	355-0025-1001
26	33	3,420	0,890	33	0,290	-	10 15	355-0026-1001
30	40	3,280	0,880	40	0,420	10	15	355-0030-1001
32	42	3,095	0,875	42	0,440	10 15	-	355-0032-1001
35	45	2,955	0,870	45	0,480	10	15	355-0035-1001
38	48	2,925	0,865	48	0,520	10 15	-	355-0038-1001
40	50	2,900	0,855	50	0,540	10 15	-	355-0040-1001
42	52	2,765	0,845	52	0,560	-	10 15	355-0042-1001
45	55	2,595	0,845	55	0,600	10	15	355-0045-1001
50	60	2,330	0,835	60	0,660	10	15	355-0050-1001
51	61	2,280	0,820	61	0,670	-	10 15	355-0051-1001
55	65	2,140	0,790	65	0,720	-	10 15	355-0055-1001
60	70	1,955	0,730	70	0,780	10	15	355-0060-1001
63	73	1,860	0,695	73	0,830	-	10 15	355-0063-1001
65	75	1,815	0,675	75	0,840	10	15	355-0065-1001
70	81	1,690	0,605	97	0,980	10	15	355-0070-1001
75	86	1,575	0,555	103	1,050	10	15	355-0075-1001
76	87	1,550	0,550	105	1,070	-	10 15	355-0076-1001
80	91	1,480	0,505	109	1,110	10	15	355-0080-1001






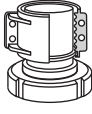



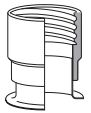
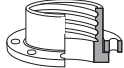



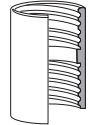
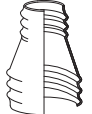
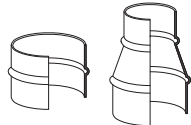


I.D.	O.D.	Rec. operating limits		Bending Radius	Weight	Stock Lengths	Further Production Lengths	Order No.
		Overpressure	Vacuum					
mm	mm	bar	bar	mm	kg/m	m	m	
85	96	1,350	0,450	116	1,180	-	10 15	355-0085-1001
90	101	1,235	0,385	121	1,250	-	10 15	355-0090-1001
100	111	1,190	0,355	133	1,490	<b>10 15</b>	-	355-0100-1001
102	113	1,165	0,355	136	1,510	-	10 15	355-0102-1001
105	116	1,140	0,345	140	1,550	-	10 15	355-0105-1001
110	121	1,085	0,325	145	1,630	-	10 15	355-0110-1001
115	126	1,035	0,300	151	1,680	-	10 15	355-0115-1001
120	131	1,000	0,280	157	1,770	-	10 15	355-0120-1001
125	136	0,960	0,265	163	1,840	<b>10</b>	15	355-0125-1001
127	138	0,940	0,260	166	1,870	-	10 15	355-0127-1001
130	141	0,915	0,240	169	1,910	-	10 15	355-0130-1001
140	151	0,855	0,215	181	2,030	-	10 15	355-0140-1001
150	161	0,800	0,180	193	2,410	<b>10</b>	15	355-0150-1001
152	163	0,785	0,175	196	2,440	-	10 15	355-0152-1001
160	171	0,745	0,165	205	2,560	<b>10</b>	15	355-0160-1001
170	181	0,705	0,150	217	2,720	-	10 15	355-0170-1001
175	186	0,685	0,140	223	2,790	-	10 15	355-0175-1001
180	191	0,665	0,135	229	2,870	-	10 15	355-0180-1001
200	213	0,600	0,120	256	3,120	<b>10</b>	15	355-0200-1001
203	216	0,585	0,115	260	3,170	-	10 15	355-0203-1001
225	238	0,530	0,100	286	3,500	-	10 15	355-0225-1001
250	263	0,485	0,075	316	3,880	<b>10</b>	15	355-0250-1001
275	288	0,435	0,070	346	4,260	-	10	355-0275-1001
280	293	0,430	0,070	352	4,330	-	10	355-0280-1001
300	313	0,400	0,065	376	5,160	-	10	355-0300-1001
315	328	0,385	0,055	394	5,410	-	10	355-0315-1001
320	333	0,375	0,055	400	5,500	-	10	355-0320-1001
325	338	0,365	0,055	418	5,580	-	10	355-0325-1001
350	363	0,340	0,050	436	6,000	-	10	355-0350-1001
375	388	0,325	0,045	466	6,420	-	10	355-0375-1001
400	413	0,305	0,040	496	8,020	-	10	355-0400-1001
450	463	0,265	0,030	556	9,000	-	10	355-0450-1001
500	514	0,240	0,025	617	10	-	10	355-0500-1001

Other diameters and lengths available on request. All values indicated here are approximate figures based on a temperature of 20 °C. Data subject to change without notice. Please also refer to our Technical Appendix on [www.norres.com](http://www.norres.com).



### Accessories

- |   |   |   |   |  |
|---|---|---|---|--|
| 13.1.0<br><br>NORCLAMP 212     | 13.2.0<br><br>NORCLAMP 216         | 13.5.0<br><br>NORCLAMP 212 EC      | 13.6.0<br><br>NORCLAMP 217          | 13.7.0<br><br>NORCLAMP 213    |
| 13.7.6<br><br>NORCONNECT 231   | 13.7.7<br><br>NORCONNECT 232       | 13.8.0<br><br>NORCONNECT 240 + 241 | 13.9.0<br><br>NORCONNECT 242       | 13.10.0<br><br>NORCONNECT 243 |
| 13.11.0<br><br>NORCONNECT 244  | 13.12.5<br><br>NORCONNECT INOX 245 | 13.12.6<br><br>NORCONNECT INOX 247 | 13.12.7<br><br>NORCONNECT INOX 249 | 13.13.0<br><br>NORCONNECT 246 |
| 13.14.0<br><br>NORCONNECT 223 | 13.18.0<br><br>NORCONNECT 270-271 |   |   |  |